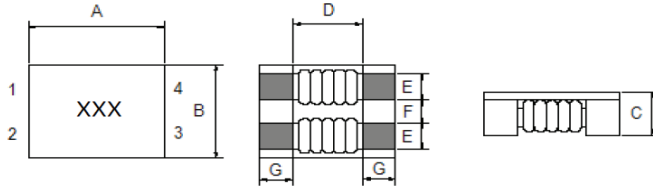





SMD High Current Common Mode Filter

PCMF9070S

Dimensions: (mm)



A	B	C	D	E	F	G
9.00±0.50	7.00±0.50	4.80(Max)	5.7(Ref.)	1.50±0.20	2.0±0.20	1.70±0.20



Allied Part Number	Impedance (N1=N2) (Ω)@100MHz		Test Freq. MHz	DCR (mΩ) MAX N1=N2	IDC (A) MAX	Insulation Resistance (MΩ) Min	Rated Volt. (V) MAX
	Min.	Typ.					
PCMF9070S-301	225	300	100	6.0	6.0	10	125
PCMF9070S-501	450	600	100	8.0	5.5	10	125
PCMF9070S-701	500	700	100	10.0	5.0	10	125
PCMF9070S-102	750	1000	100	13.0	4.0	10	125

All specifications subject to change without notice.

Features

- SMD Common Mode Filter
- Low profile
- High Current
- Ideal for pick and place
- For USB 2.0 IEEE, 394, LVDS Applications

Electrical

Min Impedance Range: 225Ω - 750Ω
 Operating Temp: -40°C to +105°C
 IDC: Current at which the Temperature rise reaches 40°C

Resistance to Soldering Heat

Pre-Heat: 150°-180°C, 90±30 Sec
 Solder Temp: 245°C ± 5°C for 30sec ± 10sec.
 Solder Composition: Sn/Ag3.0/Cu0.5

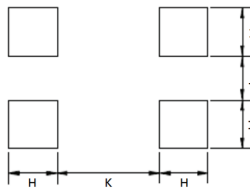
Test Equipment

Impedance: HP4291B, Impedance Analyzer
 DCR: CH16502
 Irms Current: HP42841A+HP4284A
 Leakage: CH19073

Physical

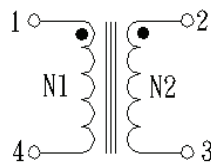
Packaging: 700pcs per reel
 Marking: EIA Inductance Code

Recommended Land pattern

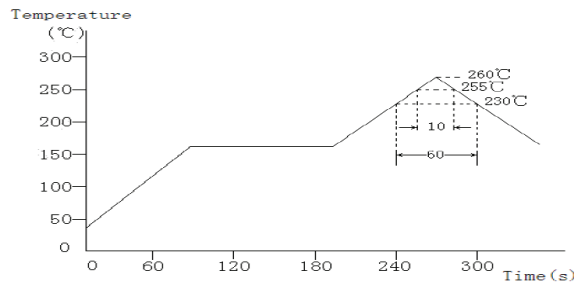


H(mm)	I(mm)	J(mm)	K(mm)
3.00 Ref.	1.75 Ref.	1.50 Ref.	5.00 Ref.

Schematic



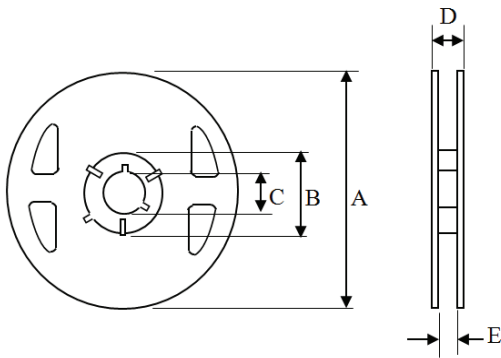
Reflow Solder Profile





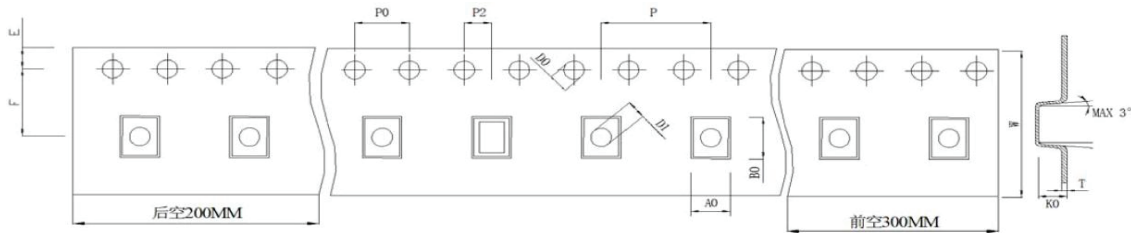
Packaging Information

Reel Dimension



A	B	C	D	E
330	100	13.3	29.1	24.5

Tape Dimension



(Dimension in mm: Tolerance: ± 0.1)

Reel Packaging	W	AO	BO	KO	E	F
700	24 ± 0.3	8 ± 0.1	10 ± 0.1	5 ± 0.1	1.75 ± 0.1	7.5 ± 0.1
	P	PO	P2	DO	D1	T
	12 ± 0.1	4.0 ± 0.1	2.0 ± 0.1	1.5 ± 0.1	1.5 ± 0.3	0.4 ± 0.05